



Air Rifle Shooting @ SAARA



Introduction

- Air rifle shooting is not a new sport – the first world championships was held in 1966 and it was shot at the Olympic Games for the first time in 1970.
- When the .22 rifles were withdrawn from South African schools, air rifles shooting became more popular.
- SAARA use the ISSF (International Sports Shooting Federation) rules as the basis for the sport.
- The fact that you do not need a firearms licence for an air rifle is a big advantage.
- The techniques and principles used for air rifle shooting can be applied to most rifle shooting disciplines.



Structure

ISSF

IOC



IOC

SASCOC



SASCOC

Confederation



SASSCo

Federation



SAARA

Province


District

Clubs





Targets and Ammunition






Targets and Ammunition

- Matches are shot over a distance of 10m.
- All matches are shot indoors.
- The 10 ring is 0.5mm in diameter (the dot in the middle).
- The diameter of each successive ring is 5mm larger.
- The black dot (4 ring) is 30.5 mm in diameter.
- Ammunition is 4.5mm (0.177") in calibre with flat points in order to make nice round holes in the targets.
- Targets are scored with special scanners (ISSF approved).
- 10m Olympic targets are scored using a decimal system.




Decimal scoring

- Nine virtual decimal rings between each ring, each 0.5mm larger in diameter



10.0



10.9



Electronic Targets





Electronic Targets

- SAARA started shooting precision matches in 2018, in line with international practice.
- Spectators can now follow the match in real time, which is much more interesting for the spectators (and the athletes).
- Music are now played during the match, no quite ranges.
- Final rounds can now be shot to ISSF rules without any interruptions to score targets.
- Electronic targets are made available to top athletes who are preparing for international matches.



Electronic Targets

ISSF AR Men Competition

S4: 624.0

Ø 10.40

Hit No	Value	Pos
60	10.2	→
59	10.7	↓
58	10.6	↑
57	10.8	↘
56	10.9	↙
55	10.2	→
54	10.4	↘
53	10.4	↙
52	10.4	↘
51	10.7	↙

Series

104.7	103.3	103.1
104.1	103.5	105.3

192.168.11.8 ZA:50

Meyton Elektronik

8

1 5 6 7 8 9 10 7 6 5 4



Classes - Springer

- Normal “Neck breaker” rifles fitted with diopetre sight.
- No special equipment or modifications to the rifles are allowed
- Springers only shoot 3P matches.
- Rifles are not that accurate and consistent.





Classes - Sporter

- Standardised PCP type target rifles (please confirm that it complies to rules before you buy)
- Dioptre sights (nonadjustable)
- Maximum rifle weight = 3.4 kg
- Trigger weight 500g
- No special shooting suits or shoes allowed





Classes - Precision

- Special PCP type target rifles according to ISSF rules
- Adjustable dioptre sights are allowed.
- Maximum rifle weight = 5.5 kg
- Special shooting suits (jacket, trousers and shoes) that comply to the ISSF rules for all rifle disciplines are allowed.





Disciplines

- Standing (10m Sporter and Olympic)
 - Men and women shoot separate matches
 - 60 Shots in the free-standing position
 - 75 minute using electronic targets
 - 90 minute using single paper targets
 - Sessions of 25 min using multi-diagram targets (Sporter)
- 3 Position (3P Precision, Sporter and Springer)
 - Men and women shoot a combined match
 - 20 Shots in the kneeling position (20 minutes)
 - 20 Shots in the prone position (20 minutes)
 - 20 Shots in the standing position (25 minutes)



Prone position



2
3
4
5
6
7
8
9
0
1
2
3
4
5
6
7
8
9
0



Standing position





Kneeling position





Age Groups

- We take part in the following age groups according to the year of the match
 - Junior
 - Under 12 – New age group, 40 shots prone
 - Under 14 (14 or younger on 31 December)
 - Under 16 (16 or younger on 31 December)
 - Under 20 (20 or younger on 31 December)
 - Senior (athlete becomes a senior in the year he turns 21)
 - F-Class (41 or older on 31 December)



Equipment – What do you need

- Rifles with suitable sights and a rifle case – according to class.
- Suitable hearing protection.
- Shooting gloves
- Spotting scope – make sure it can focus at 10m.
- Stands or tripods for rifles and spotting scopes.
- Suitable clothing according to rules if the class.
- Ammunition, blinder, pen and tools as required.
- Masking tape to attach paper targets.
- Shooting belt and hand stop – for 3P matches.
- Shooting mat – for 3P matches.
- Kneeling roll – for 3P matches.



Matches

- The SAARA matches are organised as follows:
 - Provincial club and league matches
 - These matches are hosted within a province and is used to award provincial colours
 - SAARA open matches
 - Each province has the opportunity to host an open match during the year (6 – 7 matches per year)
 - The scores achieved at open matches are used for the SAARA matrix in order to award federation (SAARA) colours and to choose international teams
 - We started a programme with Drug Free Sport to test for prohibited substances at our open matches and Nationals to comply with the SASCOC Olympic programme requirements



Matches

– National Championships.

- One competition a year, normally in the September school holiday – rotated between provinces.
- Open to all SAARA members.
- Teams are entered by the province for team matches
- Overall champions for the 10m standing matches across age groups are determined using a final round, with the top 8 athletes shooting out in a special 24 shot finals match.
- SAARA federation colours are awarded per age group according to MQS requirements.



Nasional champions - 2019



DE WET, Nicky-Leeze
10m Sporter Women

BARCO, Diaego
10m Sporter Men

OELOFSE, Caitlin
10m Olympic Women

PIENAAR, Barto
10m Olympic Men



Matches - International

- We send teams to take part in international matches throughout the year according to the international programme
 - Sporter Tour to Britain – SAARA Colours.
 - Development tour (10m Olympic) to Europe – SASSCo colours (sometimes combined with the junior tour)
 - Junior tour (10m Olympic) to Europe – Junior Protea colours.
 - Senior tour (10m Olympic) to an ISSF World Cup match – Senior Protea colours.
 - African Shooting Championships every second year – Junior and Senior Protea colours.
 - Other special opportunities like the Commonwealth Games, Youth Olympic Games and Olympic Games if the athletes comply to the SASCOC requirements for the Games



African Championships - 2017





Junior tour Suhl - 2019



© Johan Pienaar

Commonwealth Games 2018





Munich 2019





Munich 2019



© Johan Pienaar



Youth Olympic Games (2014, 2018)



Sybrand Lourans
2014



Adriaan de Beer
2018



Contact Details

- Work through your local province and clubs
- Website www.saara.org.za
- Facebook @SAARA.org.za