

South African Air Rifle Federation (SAARA)



RULES and Regulations Edition 2019 First Print

Approved by the SAARA Council on 22 February 2019

In force as from 1 January 2019

www.saara.org.za

The ISSF Rules, with amendments and the Sporter rules of the National Rifle Association of America, forms the basis of these rules.

These rules **MUST** be read in conjunction with the ISSF Rules.

The ISSF Rule Book is available for download from: <http://www.issf-shooting.org/rules/english/rules.asp>

This SAARA Rule Book is available for download from: www.saara.org.za.

SAARA

TABLE OF CONTENTS

1	OVERVIEW	5
1.1	VISION	5
1.2	MISSION	5
1.3	AIM.....	5
1.4	CORE ACTIVITIES.....	5
1.5	PURPOSE OF THIS RULE BOOK.....	6
1.6	AGE GROUPS.....	6
2	SHOOTING DISCIPLINES.....	7
2.1	PRONE (DEVELOPMENT).....	8
2.2	3-POSITION SPRINGER DISCIPLINE	8
2.3	3-POSITION SPORTER DISCIPLINE.....	8
2.4	3-POSITION PRECISION DISCIPLINE	8
2.5	10M SPORTER DISCIPLINE.....	9
2.6	TEAMS	9
2.6.1	10M DISCIPLINES.....	9
2.6.2	3-POSITION DISCIPLINES	9
2.6.3	MEMBERSHIP ON MORE THAN ONE TEAM.....	9
3	AMMUNITION.....	9
4	SPRINGER EQUIPMENT	9
4.1	EYE PROTECTION.....	10
4.2	SIGHTS	10
4.3	SHOOTING GLASSES	10
4.4	TRIGGERS.....	10
4.5	SLINGS AND HANDSTOP	10
4.6	SPRINGER RIFLE.....	10
5	SPORTER EQUIPMENT	12
5.1	EYE PROTECTION.....	12
5.2	SIGHTS	12
5.3	SHOOTING GLASSES	12
5.4	TRIGGERS.....	12
5.5	SLINGS AND HANDSTOP	12
5.6	SPORTER RIFLE	12
6	SPORTER AND SPRINGER CLOTHING	15

SAARA

6.1	CLOTHING REQUIREMENTS.....	15
6.2	SHOOTING SHOES	15
6.3	SHOOTING JACKET	15
6.4	SHOOTING TROUSERS.....	16
7	RANGE STANDARDS	16
7.1	HEIGHT OF TARGETS	16
7.2	TARGET FRAMES / BOXES	16
7.3	LIGHTING.....	17
7.4	FILLING ROOM.....	17
8	DUTIES OF COMPETITION OFFICIALS.....	17
8.1	JURIES.....	17
8.2	CHIEF RANGE OFFICER.....	17
8.3	RANGE OFFICERS.....	18
8.4	RANGE TECHNICAL OFFICER	18
8.5	CHIEF CLASSIFICATION OFFICER (RTS – RESULTS, TIMING AND SCORING)	18
8.6	CLASSIFICATION OFFICE	19
9	PROTESTS AND APPEALS.....	19
9.1	PROTEST FEE.....	19
10	SAARA SPECIFIC RULES.....	20
10.1	SUBSTITUTING A SHOOTING POSITION.....	20
10.2	SQUADDING.....	20
10.3	PAPER TARGETS.....	20
10.3.1	MULTI-DIAGRAM.....	20
10.3.2	ROLL TARGETS (SINGLE DIAGRAM).....	22
10.3.3	HANDLING OF TARGETS.....	27
11	COMPETITIONS.....	27
11.1	ENTRIES INTO COMPETITIONS.....	27
11.2	FIRST AID	28
11.3	INTERNATIONAL COMPETITION.....	28
11.4	SAARA NATIONAL CHAMPIONSHIPS	28
11.5	SAARA OPEN COMPETITIONS.....	29
11.6	SAARA SPECIAL TRIALS	29
11.7	SAARA PROVINCIAL CHAMPIONSHIP	29
11.8	SAARA PROVINCIAL COMPETITION.....	29
11.9	DISTRICT OPEN COMPETITION.....	30
11.10	District Competition.	30

SAARA

11.11	CLUB OPEN COMPETITION	30
11.12	CLUB COMPETITION	30
11.13	POSTAL COMPETITIONS	30
12	RANKING	31
13	SAARA MATRIX OF RESULTS.....	31
14	AWARDS FOR 1ST, 2ND OR 3RD POSITIONS	31
15	MINIMUM QUALIFYING SCORES (MQS)	32
15.1	PROVINCIAL COLOURS.....	32
15.2	SAARA ASSOCIATION COLOURS	32
15.3	CONFEDERATION (SASSCO) COLOURS	32
15.4	APPLICATION FOR SA NATIONAL (PROTEA) COLOURS	32
16	TEAM SELECTION CRITERIA.....	33
17	FORMS	34

SAARA

1 OVERVIEW.

SAARA - THE SOUTH AFRICAN AIR RIFLE FEDERATION

Founded in 1962, the South African Air Rifle Federation (SAARA) is the standard and National controlling body of all air rifle target shooting in South Africa.

SAARA is affiliated to the South African Shooting Sport Confederation (SASSCo) who represents all shooting sports at the South African Sports Confederation and Olympic Committee (SASCOC).

1.1 VISION

The South African Air Rifle Federation envisages a society which celebrates the diversity of all the citizens of our country and enables them to benefit from, excel at and fulfil their potential through the sport of air rifle target shooting.

1.2 MISSION

To influence and work with key decision-makers in SA in order to change sports policy, practice and culture for the benefit of all South Africans.

1.3 AIM

To offer the opportunity to all air rifle shooters of any age, from newly interested / beginners at club level right through to international level shooters, to learn, develop and excel in the sport of air rifle shooting.

1.4 CORE ACTIVITIES

In order to achieve the mission and vision, the SAARA aim is to:

- establish, practice, promote and encourage the sport of Air Rifle Shooting throughout South Africa;
- influencing national and regional government, sports council strategy and policy to ensure that all policies, strategies and programmes are equitable;
- supervise and control the establishment of Air Rifle Shooting ranges in conformity to international and national standards;
- supervise and hold under its auspices competitions and championships on provincial, inter-provincial, national and international level for Air Rifle Shooting;
- arrange international shooting competitions between representatives of South Africa and representatives of foreign countries;
- represent the interests of Air Rifle Shooting in South Africa at national and international forums;
- disseminate information relating to Air Rifle Shooting;
- affiliate to or otherwise associate with any body with objects similar to those of SAARA;
- work in the closest possible harmony with the South African Shooting Sport Confederation and SASCOC.

SAARA

1.5 PURPOSE OF THIS RULE BOOK

The purpose of this rule book is to make the rules, regulations, procedures and criteria as used by SAARA clear to all its members (SAARA Provinces, SAARA Clubs, SAARA Individuals and officials).

Since SAARA subscribes to the ISSF rules and due to the fact that the ISSF rules are under constant review, the ISSF rules will be treated as master rule set and the SAARA rules will only address matters unique to the SAARA environment that are not covered in the ISSF rules. Any intentional deviations from the ISSF rules will be stated and indicated in [square brackets].

Although all attempts have been made to eliminate duplication, the ISSF rules will have priority, should there be a conflict in interpretation.

1.6 AGE GROUPS

The following definitions for age groups will be used by SAARA:

SAARA Age Groups		ISSF Age Groups	
Under 12	Under 12's are shooters who will be under the age of 13 on December 31st in the year of the competition.	Junior	Juniors are shooters who will be under the age of 21 on December 31st in the year of the competition. This is the same as the SAARA Age Group of Under 20, including Under 16, Under 14 and Under 12
Under 14	Under 14's are shooters who will not qualify as Under 12 but will be under the age of 15 on December 31st in the year of the competition.		
Under 16	Under 16's are shooters who will not qualify as Under 14, but will be under the age of 17 on December 31st in the year of the competition.		
Under 20	Under 20's are shooters who will not qualify as Under 16, but will be under the age of 21 on December 31st in the year of the competition.		
Senior	Seniors are shooters who will not qualify as Under 20, but will be under the age of 40 on December 31st in the year of the competition.	Senior	Seniors are shooters who will be 21 or older on December 31st in the year of the competition.
F-Class	F-Class's are shooters who will be 41 or older on December 31st in the year of the competition.		
A member may be selected as a team member of a higher age group, but may still participate as an individual in his/her individual age group.			

SAARA

For all local SAARA competitions, the SAARA Age groups will be applied.

For all international competitions, the ISSF Age groups will be applied as applicable for such competition

2 SHOOTING DISCIPLINES

The following shooting disciplines are offered:

- Prone (development)
- 3-Position Springer
- 3-Position Sporter
- 3-Position Precision
- 10m Sporter
- 10m Olympic (Precision) – ISSF rules

NOTE: The use of spotting scopes will be allowed in all disciplines unless the event is shot on runners of electronic targets.

Activity	Prone	3P Sporter / Springer	3P Precision	10m Sporter
Range and targets ready	T - 15 min	T - 15 min	T - 20 min	T - 15 min
Call to the line	10 min	10 min	10 min	10 min
Sighting and preparation	Prone / 5 min	Kneeling / 10 min	Kneeling / 10 min	Standing / 10 min
PUBLISHED START TIME (T)				
First stage	Prone / 20 min / 20 counting shots	Kneeling / 20 min / 20 counting shots	Kneeling / 20 min / 20 counting shots	Standing / 25 min / 20 counting shots
Changeover		5 min	5 min	
Sighting and preparation	Prone / 5 min	Prone / 5 min	Prone / 10 min	Standing / 5 min
Second stage	Prone / 20 min / 20 counting shots	Prone / 20 min / 20 counting shots	Prone / 20 min / 20 counting shots	Standing / 25 min / 20 counting shots
Changeover		5 min	5 min	
Sighting and preparation		Standing / 5 min	Standing / 10 min	Standing / 5 min
Third stage		Standing / 25 min / 20 counting shots	Standing / 25 min / 20 counting shots	Standing / 25 min / 20 counting shots

Coaching is allowed during the initial 10 minutes sighting and preparation time, care must be taken not to disturb other athletes.

Changeover and Sighting and preparation time between stages may only start once the new targets are ready and the range is safe.

SAARA

2.1 PRONE (DEVELOPMENT)

The prone discipline has been introduced as a development discipline for Under 12 athletes only starting in 2019 on an experimental basis. The discipline will not be offered at SAARA open matches but may be offered at provincial and club level.

The prone discipline is a mixed discipline where men and women shoot in the same event and are classified together.

Prone shooting will consist of 40 shots in 2 stages of 20 shots each. All shots are fired in the prone position on multi-diagram targets (5 sighting diagrams and 20 counting diagrams per stage), using the non-decimal (ring) scoring system.

For the prone discipline any approved springer or sporter rifle may be used.

Athletes using springer rifles may be assisted with cocking and loading the rifle.

Equipment will adhere to the sporter equipment rules.

2.2 3-POSITION SPRINGER DISCIPLINE

3-Position Springer shooting consist of 20 shots in kneeling, then 20 shots in prone and then 20 shots in the standing position, using the non-decimal (ring) scoring system.

The 3-Position Springer discipline is a mixed discipline where men and women shoot in the same event and are classified together.

The 3-Position Springer discipline shall be competed on multi-diagram targets (5 sighting diagrams and 20 counting diagrams per stage).

2.3 3-POSITION SPORTER DISCIPLINE

3-Position Sporter shooting consist of 20 shots in kneeling, then 20 shots in prone and then 20 shots in the standing position, using the non-decimal (ring) scoring system.

The 3-Position Sporter discipline is a mixed discipline where men and women shoot in the same event and are classified together.

A hand stop / Sling swivel is not allowed on the rifle in the standing position except where it is used to affix the raiser block to the front of the stock on eg. the Air Arms / CZ T200 rifle.

2.4 3-POSITION PRECISION DISCIPLINE

3-Position Precision shooting consist of 20 shots in kneeling, then 20 shots in prone and then 20 shots in the standing position, using the non-decimal (ring) scoring system.

The 3-Position Precision discipline is a mixed discipline where men and women shoot in the same event and are classified together.

SAARA

2.5 10M SPORTER DISCIPLINE

The 10m Sporter discipline is competed in the standing position for a possible score of 600 - that is 60 counting shots / 3 stages of 20 shots each, using the non-decimal (ring) scoring system.

Men and women will compete in separate events and will be classified separately for medals and other awards.

A hand stop / Sling swivel is not allowed on the rifle in the standing position except where it is used to affix the raiser block to the front of the stock on eg. the Air Arms / CZ T200 rifle.

The 10m Sporter discipline shall be competed on multi-diagram targets (5 sighting diagrams and 20 counting diagrams per stage).

2.6 TEAMS

Refer to 11 COMPETITIONS with regard to what teams may be entered at what competitions.

2.6.1 10M DISCIPLINES

In all 10m Olympic and 10m Sporter events, teams shall consist of three team members. Team members may include both men and women. [ISSF Rules do not allow for this]

2.6.2 3-POSITION DISCIPLINES

In all 3-position disciplines (Springer, Sporter and Precision) events, teams shall consist of four team members. Team members may include both men and women.

2.6.3 MEMBERSHIP ON MORE THAN ONE TEAM

At any one competition, a person may ONLY participate as a member of ONE team and age group per discipline (must choose per discipline between age groups, organisations, a national, provincial or club team).

A person may not for e.g. participate in both a Junior and a Senior 10m Olympic National team.

3 AMMUNITION

Only the 4,5mm caliber (.177 caliber) air rifle ammunition (pellets) is allowed. Only the wad cutter (flat faced) diablo shaped (shaped like an hour glass) pellets made of lead or lead alloy is allowed.

4 SPRINGER EQUIPMENT

The ISSF Rules will apply with the following amendments (based on the Sporter rules of the National Rifle Association of America). These rules MUST be read in conjunction with the ISSF Rifle Rules

SAARA

4.1 EYE PROTECTION

All shooters are urged to wear shatterproof glasses or similar eye protection while shooting. No special shooting glasses may be worn.

4.2 SIGHTS

- Only open sights or standard peep sights as normally supplied with sporter air rifles are allowed, such as Gamo and Anschütz from the old .22 Rifles.
- Front Sight – Non-adjustable inserts are allowed.
- Rear Sight – No adjustable apertures are allowed.
- None-magnifying colour filters are allowed.
- Any sighting device programmed to activate the firing mechanism is prohibited.

4.3 SHOOTING GLASSES

No special shooting glasses may be worn.

4.4 TRIGGERS

Electronic triggers are not allowed.

4.5 SLINGS AND HANDSTOP

The use of slings are not permitted on springer rifles.

4.6 SPRINGER RIFLE

A springer rifle may NOT be recoilless or semi-recoilless like a precision class rifle. The rifle shall be of a production type, of conventional appearance and freely and readily available in South Africa. It shall be used without modifications except:

- lengthening or shortening the stock
- the addition of a fore end raiser block for the standing position only
- the addition of weights (still to be within the weight limit of 4,000 kg) is allowed.
 - Only barrel weights within a radius of 30 mm from the centre of the barrel are permitted. Barrel weights may be moved along the barrel.
 - Any other weights must be within the dimensions of the stock.

A springer rifle may not utilise a pre-charged cylinder. It must be charged with a cocking lever or by "breaking" the neck of the rifle.

SAARA

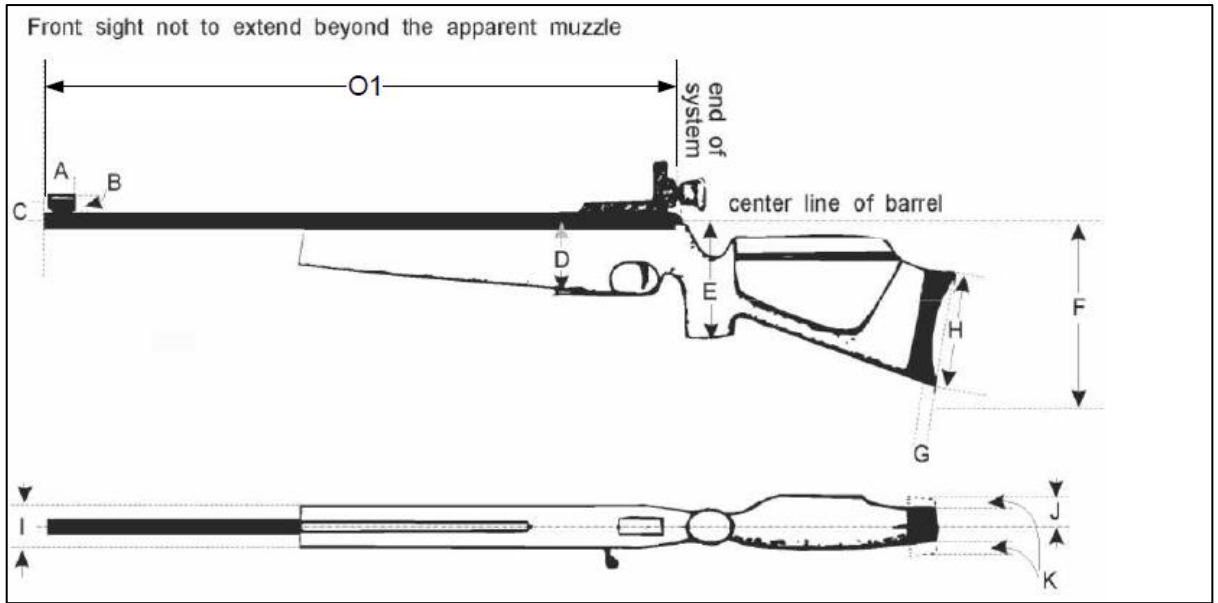


Figure 1 - Rifle Dimensions

		Springer
A	Length of front sight tunnel	50 mm
B	Diameter of front sight tunnel	25 mm
C	Distance from centre of the front sight ring or top of post to centre of bore either directly above or offset (except for those shooters firing from the right shoulder but using their left eye).	60 mm
D	Depth of fore-end	90 mm
E	Lowest point of pistol grip	160 mm
F	Lowest point of stock or toe of butt plate with the butt plate in its maximum downward position	200 mm
G	Depth of curve of butt plate	20 mm
H	Heel to toe length of butt plate	153 mm
I	Maximum thickness (breadth) of fore end	60 mm
J	Maximum distance of cheek piece from centre line of barrel	40 mm
K	Offset of butt plate parallel to the centre line of the normal end of the butt left or right.	0 mm
L	Trigger weight - No Set Trigger	Free
M	Weight of rifle complete with sights, hand stop and fore end raiser block, but without sling.	4.0 kg
N	The front sight must not extend beyond the apparent muzzle of the rifle	Must not extend
O1	Air Rifle: Total length of the Air Rifle system	850 mm

SAARA

5 SPORTER EQUIPMENT

The ISSF Rules will apply with the following amendments (based on the Sporter rules of the National Rifle Association (NRA) of America and the NSRA of Great Britain). These rules MUST be read in conjunction with the ISSF Rifle Rules

5.1 EYE PROTECTION

All shooters are urged to wear shatterproof glasses or similar eye protection while shooting. No special shooting glasses may be worn.

5.2 SIGHTS

- Only standard peep sights as normally supplied with sporter air rifles are allowed, such as Gamo and Anschütz from the old .22 Rifles.
- Front Sight – Non-adjustable inserts are allowed.
- Rear Sight – No adjustable apertures are allowed.
- None-magnifying colour filters are allowed.
- Any sighting device programmed to activate the firing mechanism is prohibited.

5.3 SHOOTING GLASSES

No special shooting glasses may be worn.

5.4 TRIGGERS

Electronic triggers are not allowed.

The minimum allowable trigger weight is 500g.

5.5 SLINGS AND HANDSTOP

A hand stop / Sling swivel is not allowed on the rifle in the standing position except where it is used to affix the raiser block to the front of the stock on eg. the Air Arms / CZ T200 rifle.

5.6 SPORTER RIFLE

Only 4.5mm caliber sporter rifles are allowed.

The rifle shall be of a production type, of conventional appearance and freely and readily available in South Africa. It shall be used without modifications except:

- lengthening or shortening the stock
- the addition of a fore end raiser block for the standing position only
- the addition of weights (still to be within the weight limit of 3,400 kg) is allowed.
 - Only barrel weights within a radius of 30 mm from the centre of the barrel are permitted. Barrel weights may be moved along the barrel.
 - Any other weights must be within the dimensions of the stock.

The height of the cheek piece may be adjustable. However it must remain in one position during all stages and shooting positions in a match.

SAARA

The height of the butt plate may be adjustable. The height of the butt plate may be adjusted between different positions in a detail.

The length of the stock may be adjusted to suit the shooter. However it must remain in one position during all stages and shooting positions in a match.

A raiser block may be fitted to the fore end of the rifle in the standing position. The height of the raiser block must be such that the total height with the raiser block fitted still complies with dimension D in the table below.

Only original spare parts may be used.

SAARA

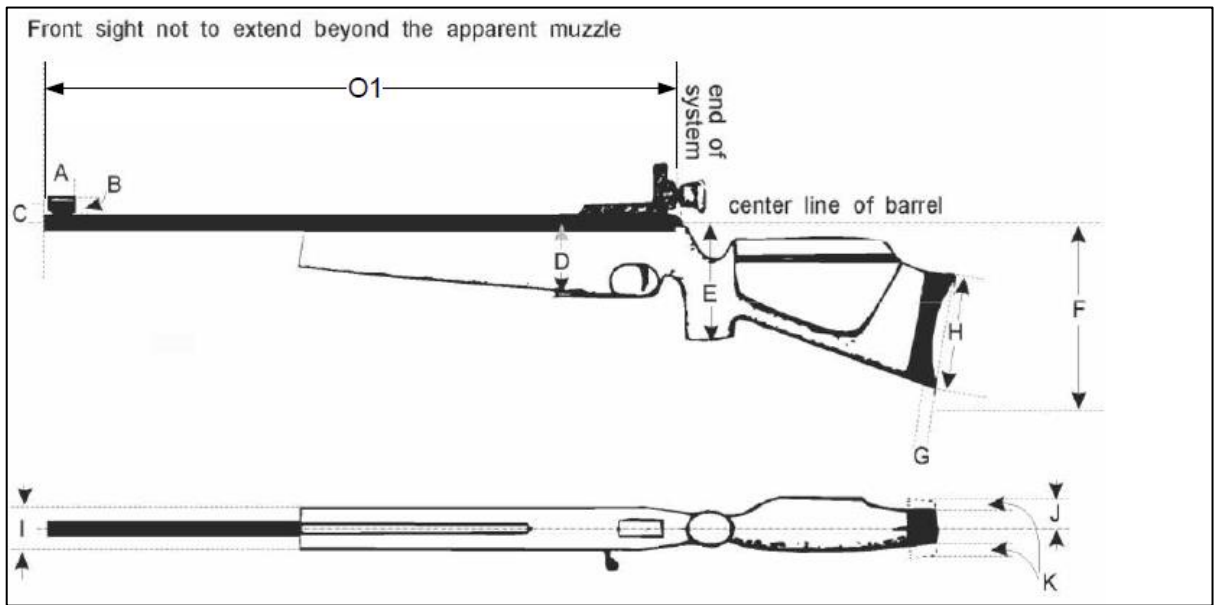


Figure 2 - Rifle Dimensions

		Sporter
A	Length of front sight tunnel	50 mm
B	Diameter of front sight tunnel	25 mm
C	Distance from centre of the front sight ring or top of post to centre of bore either directly above or offset (except for those shooters firing from the right shoulder but using their left eye).	60 mm
D	Depth of fore-end	90 mm
E	Lowest point of pistol grip	160 mm
F	Lowest point of stock or toe of butt plate with the butt plate in its maximum downward position	200 mm
G	Depth of curve of butt plate	20 mm
H	Heel to toe length of butt plate	153 mm
I	Maximum thickness (breadth) of fore end	60 mm
J	Maximum distance of cheek piece from centre line of barrel	40 mm
K	Offset of butt plate parallel to the centre line of the normal end of the butt left or right.	0 mm
L	Trigger weight - No Set Trigger	500 g
M	Weight of rifle complete with sights, hand stop and fore end raiser block, but without sling.	3.4 kg
N	The front sight must not extend beyond the apparent muzzle of the rifle	Must not extend
O1	Air Rifle: Total length of the Air Rifle system	700 mm

SAARA

6 SPORTER AND SPRINGER CLOTHING

The ISSF Rules will apply with the following amendments (based on the Sporter rules of the National Rifle Association of America). These rules MUST be read in conjunction with the ISSF Rifle Rules.

ALL sporter clothing, i.e. shoes, pants, upper body clothing, must be inspected and passed at Equipment Control.

6.1 CLOTHING REQUIREMENTS

All clothing must be made of flexible material that does not materially change its physical characteristics under commonly accepted shooting conditions. No padding or reinforcements are allowed. The use of any special devices, means or garments which support or immobilise the shooter's legs, body or arms more than normal everyday clothing is prohibited. A button, safety pin, hook or similar means on the upper arm part of the sleeve may be used in aid to keep the sling in place.

6.2 SHOOTING SHOES

Only normal low-cut, street -type or light athletic shoes are permitted. Only one pair of shoes may be used and they must be a matched pair. Shoes may not extend above the ankle and must have a flexible sole.

All types of high-top boots, including military issue or "combat" boots, commercial shooting boots or commercial low-cut shooting shoes are prohibited.

6.3 SHOOTING JACKET

No shooting jacket is allowed. Special shooting sweaters are not permitted.

A maximum of

- one loose fitting non-supportive non-padded jacket and one sweatshirt,
- or one loose fitting pullover and one sweatshirt,
- or two loose fitting shirts or sweatshirts may be worn.

A light T-shirt or undershirt may be worn under the jacket, pullover and/or sweatshirts.

Jackets, pullovers, shirts or sweatshirts may not be twisted or rolled or otherwise configured to provide additional layers of clothing thickness or to provide additional support for a position.

Jackets, pullovers, shirts or sweatshirts may not be tucked into the trousers (does not apply to the T-shirt or undershirt).

No pads, braces or elastic bands are allowed.

To test for loose fitting: The testing person must place his / her one hand flat on the shooter's clothing at any point. Then, bringing the fingers in to the palm of the hand it must be possible to grab a bit of material between the fore fingers and palm of the tester's hand and pull it slightly away from the shooter's body. If by the third attempt

SAARA

the tester does not succeed in grabbing and pulling some material away, the clothing must not be passed.

6.4 SHOOTING TROUSERS

Trousers designed for shooting is not permitted. Only ordinary sport or casual trousers or jeans or shorts are permitted.

Trousers must be of a slightly loose fit as to provide no additional support.

If a skirt is worn, instead of trousers, it must fall loosely over the legs so that it does not support the legs or restrict their movement in the standing or kneeling positions.

No pads, braces or elastic bands are allowed.

To test for loose fitting: The testing person must be able to grab a bit of material, of the pants on the shooter's upper leg, between a fore finger and his thumb and pull it slightly away from the shooter's leg. If by the third attempt the tester does not succeed in grabbing and pulling some material away, the clothing must not be passed.

7 RANGE STANDARDS

All Air Rifle competitions must be hosted indoors and ranges must adhere to ISSF standards.

All stages within a detail (a single discipline) MUST be hosted on the same range in the required sequence.

7.1 HEIGHT OF TARGETS

Target centers, or the center of the middle target of multi-diagram targets, must be within the following heights when measured from the level of the firing point floor.

- Prone : 0,5m ±0,05m
- Standing : 1.4m ±0,05m
- Kneeling : 0.8m ±0.05m

The minimum width of a shooting lane is 1.0m. However a width of 1.25m is recommended for any 3-position event.

7.2 TARGET FRAMES / BOXES

10m Olympic lanes MUST be equipped with electric-mechanical target changers (such as Bekker Boxes, or runners), or electronic scoring targets.

3-Position Precision should be competed on single diagram targets or on systems that at least emulates a single diagram target such as a runner system, Electronic Scoring Targets (EST) or a target roll system. Should such systems not be available or scheduling constraints prevents the use of EST, the 3-Position Precision event may be shot on multi-diagram targets.

All Sporter and Springer disciplines should be competed on multi-diagram boxes.

SAARA

7.3 LIGHTING

For target systems with internal lighting sources (Bekker Boxes and Electronic Targets) additional lighting must be provided to illuminate the face of the target in order to reduce to contrast between the front of the target system end the target face and to eliminate and distracting shadows on the target face. (minimum of 500 lux measured on the face of the target system)

7.4 FILLING ROOM

A separate room or area should be provided where all filling reservoirs (diving cylinders) can be placed. Access to this filling room should be controlled.

All filling reservoirs (diving cylinders) must comply with applicable safety regulations and must be "in date" on visual and hydro-tests. Filling reservoirs that do not comply will have to be removed from site.

8 DUTIES OF COMPETITION OFFICIALS

Although all attempts should be made to adhere to the spirit of the ISSF rules the size of local competitions may result in duties being shared.

8.1 JURIES

The following Juries must be appointed per competition:

- Rifle / Range
- Classification (Scoring and Results);
- Equipment Control
- Appeal

Juries will be composed of a chairman and two (2) to six (6) members. Officials or shooters who are members of a participating team must not be Jury members. At least one (1) member of each Jury should be from the SAARA Executive Committee.

A Jury of Appeal must be designated by the SAARA Executive Committee for all SAARA Competitions. The Jury of Appeal is responsible for making final decisions on all appeals against decisions by Juries.

The Jury of Appeal must consist of three (3) to five (5) members, including a chairman. At least one (1) member should be from the SAARA Executive Committee.

8.2 CHIEF RANGE OFFICER

The Chief Range Officers (CRO) report to the Competition Director and are in charge of the range areas (Qualification and Finals). They must ensure that the ranges and the equipment thereon are ready and available for the competition to proceed, such as:

- safety of the range
- manning and operating the range;
- target system (paper targets or electronic scoring target)

SAARA

- Start a relay on the scheduled time
- The CRO is responsible for giving all range commands and for ensuring the cooperation of range personnel with the Jury

The Chief Range Officer, together with the Range Technical Officer, must complete the Range Inspection Report (see section 17 FORMS) prior to the start of the competition.

8.3 RANGE OFFICERS

Range Officers reports to the Chief Range Officer and are in charge of their dedicated range areas (Qualification and Finals). Range Officers are responsible for:

- ensuring that all safety rules are adhered to
- ensure that all equipment used by the shooters have passed equipment control and comply to the applicable equipment specifications
- Ensure that all shooting rules for the specific shooting position are adhered to
- report any infringement of a rule to the chief range officer and rifle / range jury member
- ensure that ALL INCIDENTS are recorded on the range register for that relay
- act as a register keeper by collecting the targets at the end of a stage
- No shooter may be disturbed (stopped / interrupted) while aiming during the competition time, except in case of a real safety hazard. Keep in mind that the shooter may protest on being disturbed which might lead to a re-shot being required.
- Where a shooter declares any irregular shot, record it on the range register for that relay. Also record it on the target of the shooter at the completion of the stage, sign at it and have the jury member counter sign it on the target.
- Where a penalty is to be applied, a range jury member must approve the penalty.
- Such a penalty must be recorded on the range register as well as on the shooter's target. The Range Officer must sign at it on the target and range register and have the jury member counter sign it on both the target and range register.

8.4 RANGE TECHNICAL OFFICER

On each Range a Technical Officer must be present at all times to solve range, equipment and technical problems.

8.5 CHIEF CLASSIFICATION OFFICER (RTS – RESULTS, TIMING AND SCORING)

[Since part of the SAARA competitions are still shot on paper targets the functions of the Classification office will be retained]

The Chief Classification Officer directs the work of the Classification staff. He / She supervise the performance of the scoring and results personnel.

At the end of the Qualification Stages and Finals, he / she will have the competition data passed on to the Classification Jury for verification of the results. All results must

SAARA

be signed by the Chief Classification Officer and a Classification Jury Member before publishing on the classification notice board.

8.6 CLASSIFICATION OFFICE

The Classification Staff is responsible for all matters related to score keeping and records of the competition, including:

- compiling of records sent by all ranges;
- collecting Incident and Malfunction Scoring Computation Forms;
- production of Intermediate and Provisional Results;
- maintaining the Main Scoreboards;
- recording of violations of the SAARA Rules and regulations;
- providing information to the public announcer;
- providing information for General Information boards;
- supporting the Competition Office;
- production of Official Results after verification by the Classification Jury.

9 PROTESTS AND APPEALS

ALL Scoring protests must be handed in at the classification (marking) office.

ALL other protests and appeals must be handed in at the Range Officer who is to forward it to the Range Jury.

Protests during Finals: Any protest during a final must be raised immediately, before the next competition shot.

Copies of all decisions in response to written protests and appeals must be forwarded by the Organizing Committee to the SAARA Technical Director together with the Final Report and Results.

9.1 PROTEST FEE

A Protest fee of R50,00 per written protest (not per shot or series) is charged. A single shot, a series or the calculation of the complete score may be protested.

An Appeal Fee of R100,00 is charged for each appeal.

The fee for the matter in question must be returned if the Protest or Appeal is upheld, or will be retained by the Organizing Committee if the Protest or Appeal is denied.

Protest and appeals will be handled according to the ISSF rules.

SAARA

10 SAARA SPECIFIC RULES

10.1 SUBSTITUTING A SHOOTING POSITION

- National Records may not be established by use of scores fared where substituted positions have been authorised according to this Rule.
- Two types of authorisations are issued; temporary and permanent. Permanent authorizations are issued to competitors who are permanently handicapped.

Any person who has a temporary physical disability, as substantiated by a current written medical explanation / motivation from a medical practitioner, which prevents him / her from using a specified position as defined in these SAARA Rules and Regulations, may assume the next more difficult position in lieu of that position, provided that a written request on the form SP as provided in paragraph **17 FORMS**, outlining in detail the reason(s) why the position must be substituted, have being approved by the Appeal Jury for that competition.

Such a written request on form SP must be submitted to the Jury for that competition at least one hour before the competition starts.

The request must be accompanied by a legible medical doctor's statement.

In this manner, kneeling may be used for prone and standing may be used for kneeling. Any substitute position must conform to the rule which defines it. The Match Director must be informed of the substitute, and may require that the substitute position be demonstrated so he / she may be certain that it meets the definition of the appropriate rule.

10.2 SQUADDING

From the entry list, determine how many shooting points are required per discipline.

- Using the preferred width of lanes and the space available on the range, determine a suitable distribution of disciplines over a minimum number of relays.
- Identify those shooters who have entered for more than one discipline and squad them first. Try not to squad them in successive relays. First squad them for their most important discipline, then any other disciplines they have entered for.
- Then squad those who have entered for only one discipline only.

10.3 PAPER TARGETS

10.3.1 MULTI-DIAGRAM

Strip targets are to be used for all sporter and springer disciplines.

If electronic targets or single diagram target boxes are not available, the 3P precision discipline may be fired on multi-diagram targets.

Strip targets shall have 5 target diagrams per strip.

SAARA

For 20-shot stages, 1 x sighting strip and 4 x counting strips are to be used per stage.

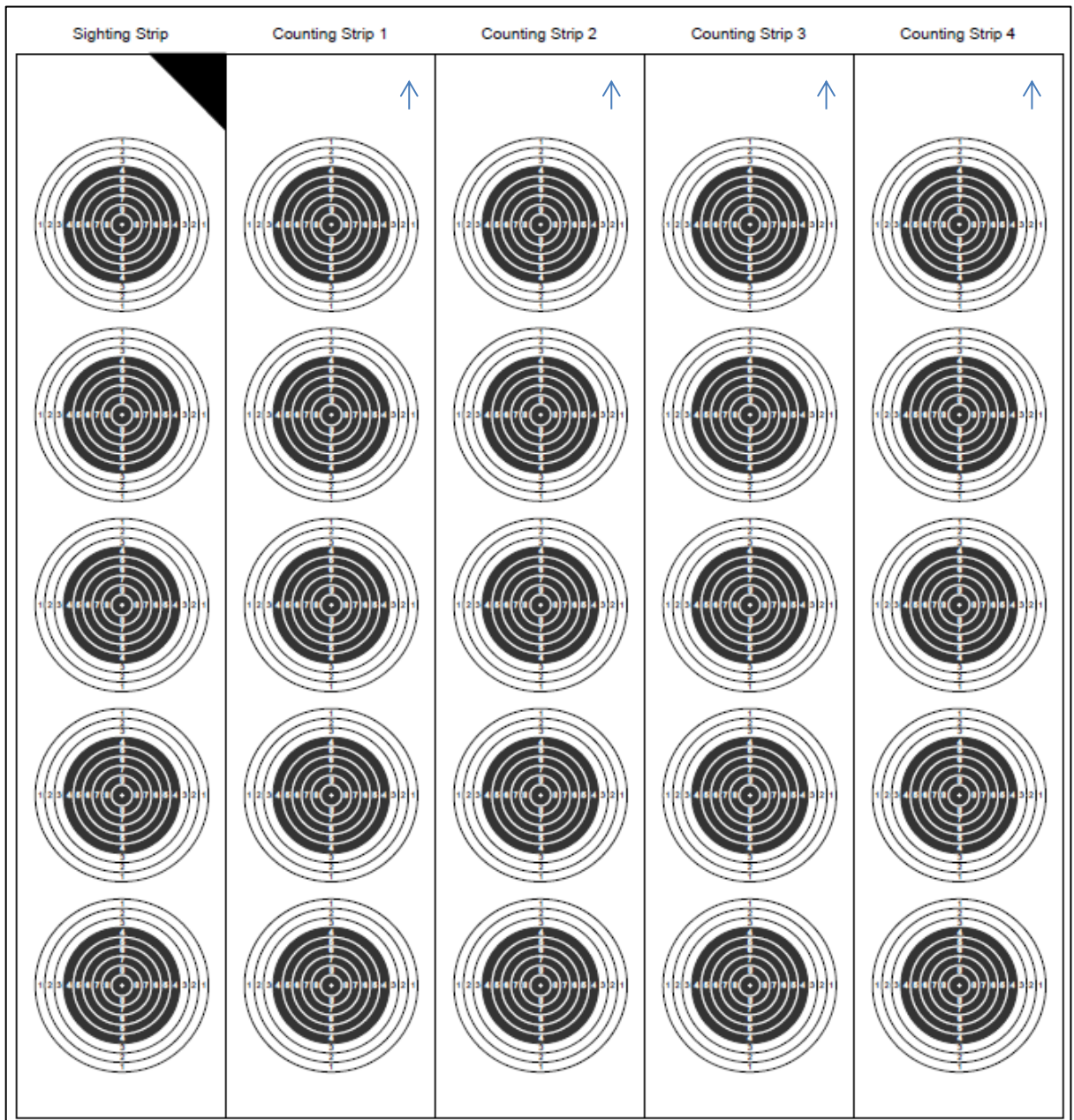


Figure 3 – Placement of Multi-Diagram Targets

Each target strip shall have a unique start number associated to the athlete and the discipline as well as the sequence of the target in the series.

There is a small arrow at the top each target strip and the targets are scored in the direction of the arrow (ie the target closest to the arrow is scored first). The correct sequence of shooting and scoring the targets are important for tie breaking purposes.

During sighting and preparation time no shots will be allowed on competition targets, if a shot is accidentally fired onto a competition target it shall be immediately declared to the range offices and marked as a sighting shot on the target. Athletes are not allowed to return to sighting targets once match firing on competition targets has started.

SAARA

10.3.2 ROLL TARGETS (SINGLE DIAGRAM)

Only 4 sighting targets are allowed for each stage.

If a shooter is interrupted for more than five (5) minutes, or moved to another firing point, he / she may have additional unlimited sighting shots on the next unused competition target. Two (2) competition shots shall then be fired at the next competition target according to the instructions given by the Range officials or Jury Members. Range officials or Jury Members must ensure that a complete explanation is recorded on the Range Incident Register. It must also be indicated on the target itself and must be signed by the range officer and Jury Member.

10.3.2.1 10M TARGET ROLLS

If electronic targets or runners are not available the 10m Olympic discipline may be shot on single diagram target boxes.

The first two diagrams must be crossed out as it is required to feed the roll into the Target Box.

The following 4 diagrams must have a diagonal stripe in the top right hand corner to mark it as a "Sighting Target". Sighting targets should be numbered 1 to 4.

The next 60 targets must be numbered from 1 up to 60. These numbers must be written in at 30 mm from the right edge of the target roll. A thick line must be drawn in at the end of each 10 targets to indicate the end of a series.

The target following the 60th target must also be crossed out as to indicate the end of the match.

Each series of 10 targets will be identified with the start number of the athlete to avoid misidentification of targets once they are separated for scoring purposes.

SAARA

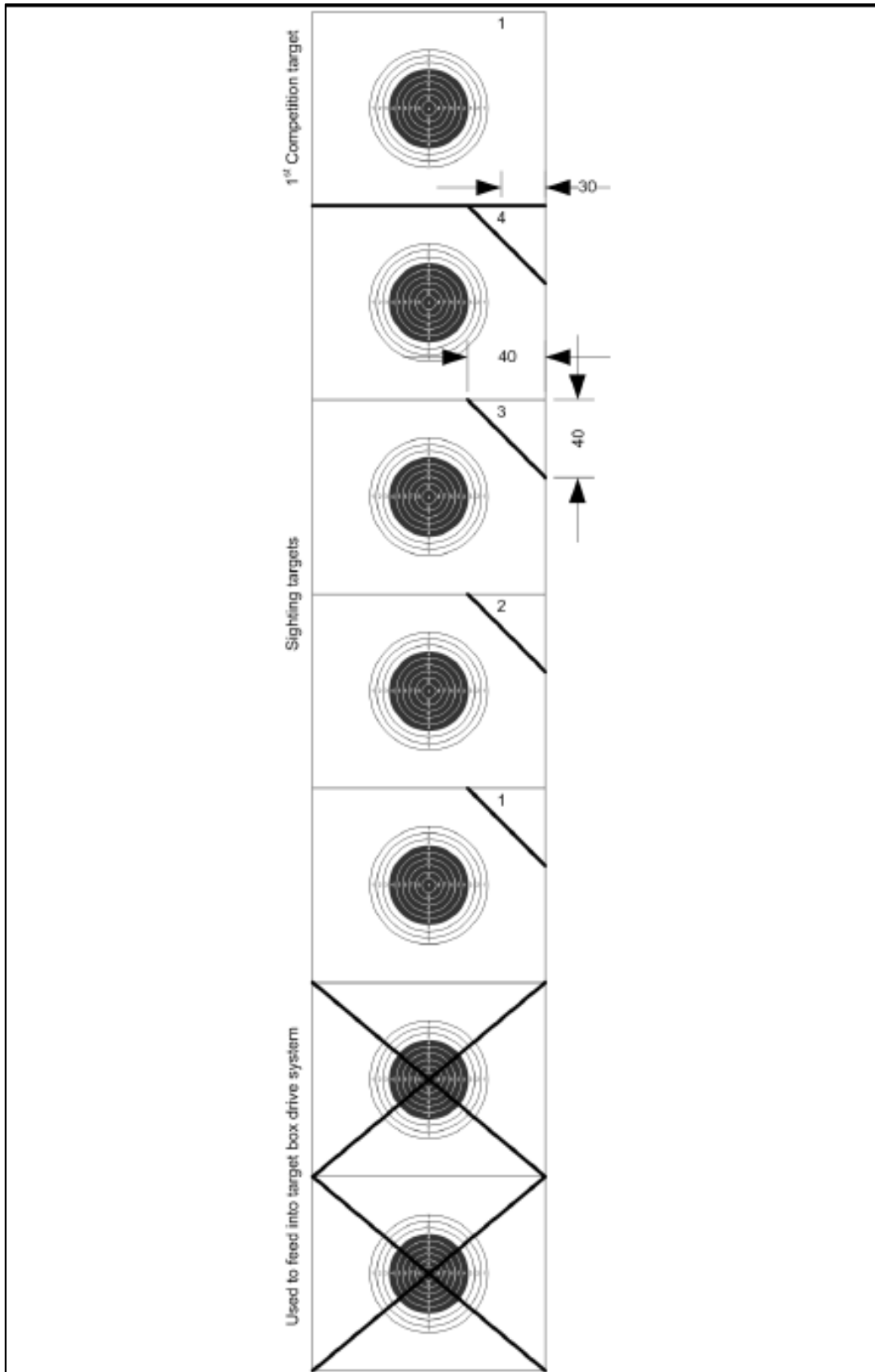


Figure 4 - The beginning of a 10m Target Roll

SAARA

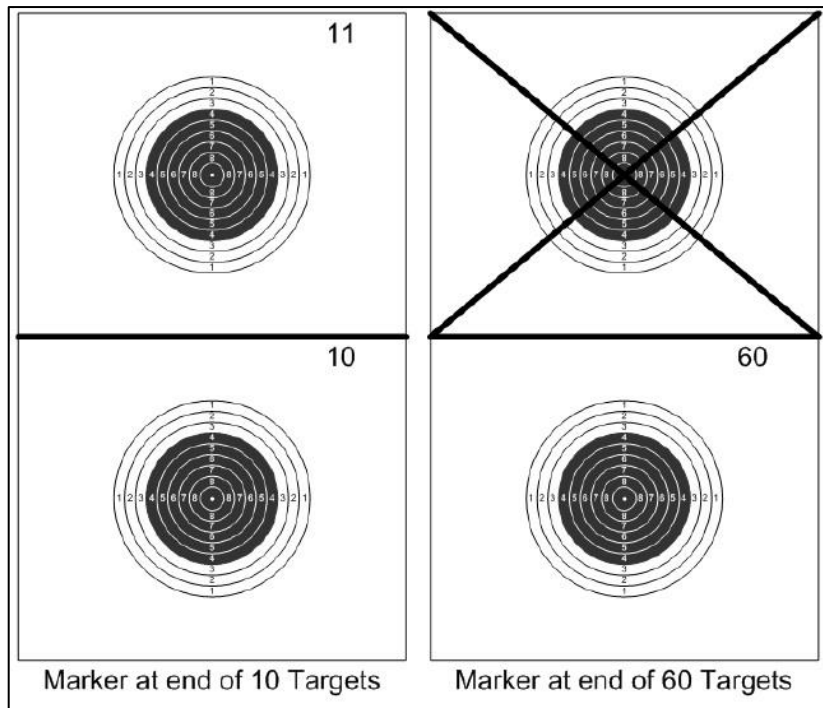


Figure 5 - Marking the middle and end of a target roll

10.3.2.2 3-POSITION TARGET ROLL

The first two diagrams must be crossed out as it is required to feed the roll into the Target Box.

The following 4 diagrams must have a diagonal stripe in the top right hand corner to mark it as a "Sighting Target". Sighting targets should be numbered 1 to 4.

The next 20 targets must be numbered from 1 up to 20 for the Kneeling position. A thick line must be drawn in at the start / end of each 10 targets. Next to the no "1" a "K" must be written in as to indicate the Kneeling Position.

The next targets following the 20th prone target must be crossed out as to indicate the end of the prone stage.

The next four targets must have a diagonal stripe in the top right hand corner to mark it as a "Sighting Target" for the Prone Position. Sighting targets should be numbered 1 to 4.

The next 20 targets must be numbered from 21 up to 40 for the Prone Position. A thick line must be drawn in at the start / end of each 10 targets. Next to the no "21" a "P" must be written in as to indicate the Prone Position.

The next targets following the 40th target must be crossed out as to indicate the end of the prone stage.

The next four targets must have a diagonal stripe in the top right hand corner to mark it as a "Sighting Target" for the Standing Position. Sighting targets should be numbered 1 to 4.

SAARA

The next 20 targets must be numbered from 41 up to 60 for the Standing Position. A thick line must be drawn in at the start / end of each 10 targets. Next to the no "41" a "S" must be written in as to indicate the Standing Position.

The target following the 60th target must be crossed out as to indicate the end of the match.

Each series of 10 targets will be identified with the start number of the athlete to avoid misidentification of targets once they are separated for scoring purposes.

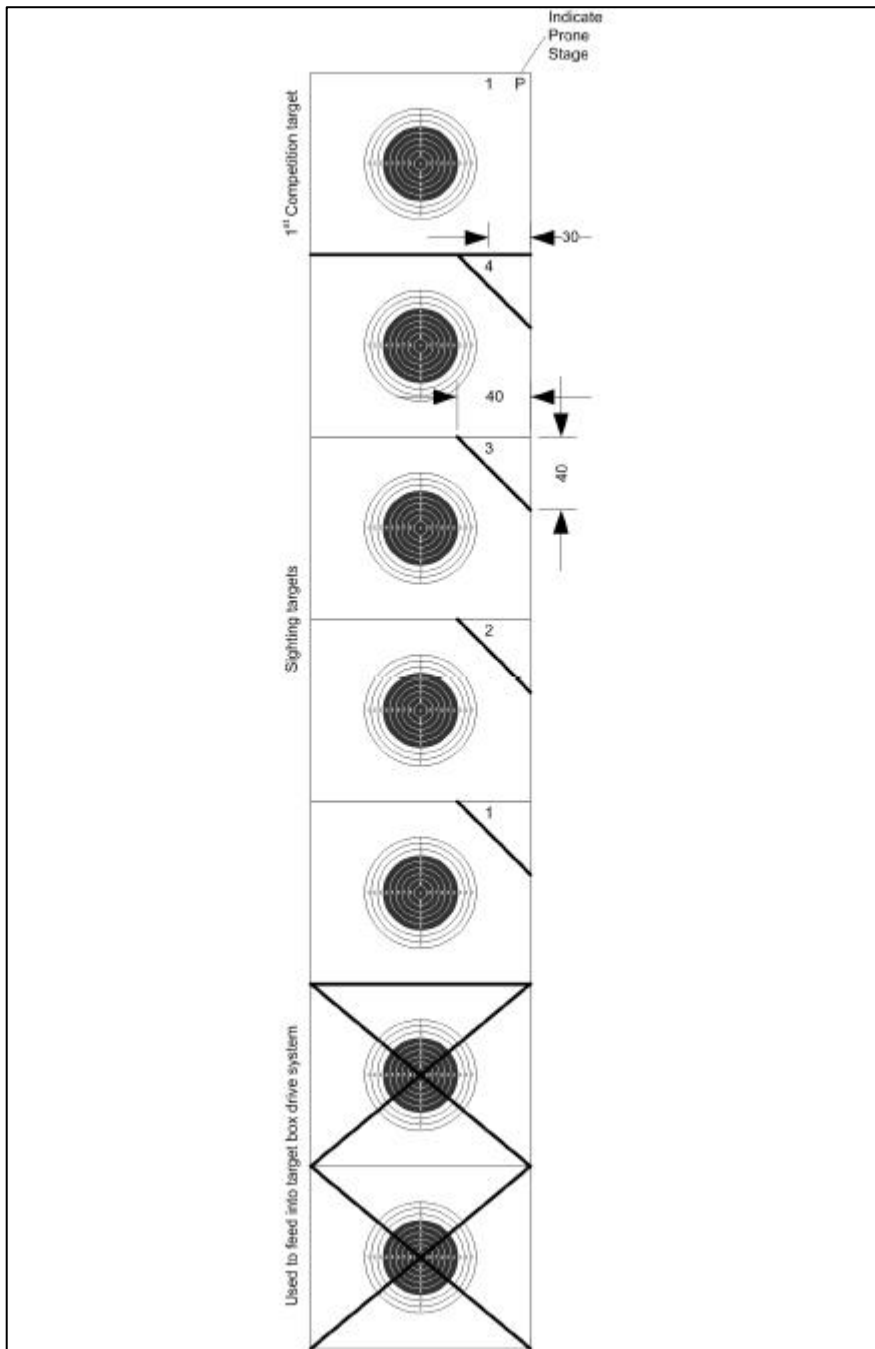


Figure 6 - The beginning of a 3-Position Target Roll

SAARA

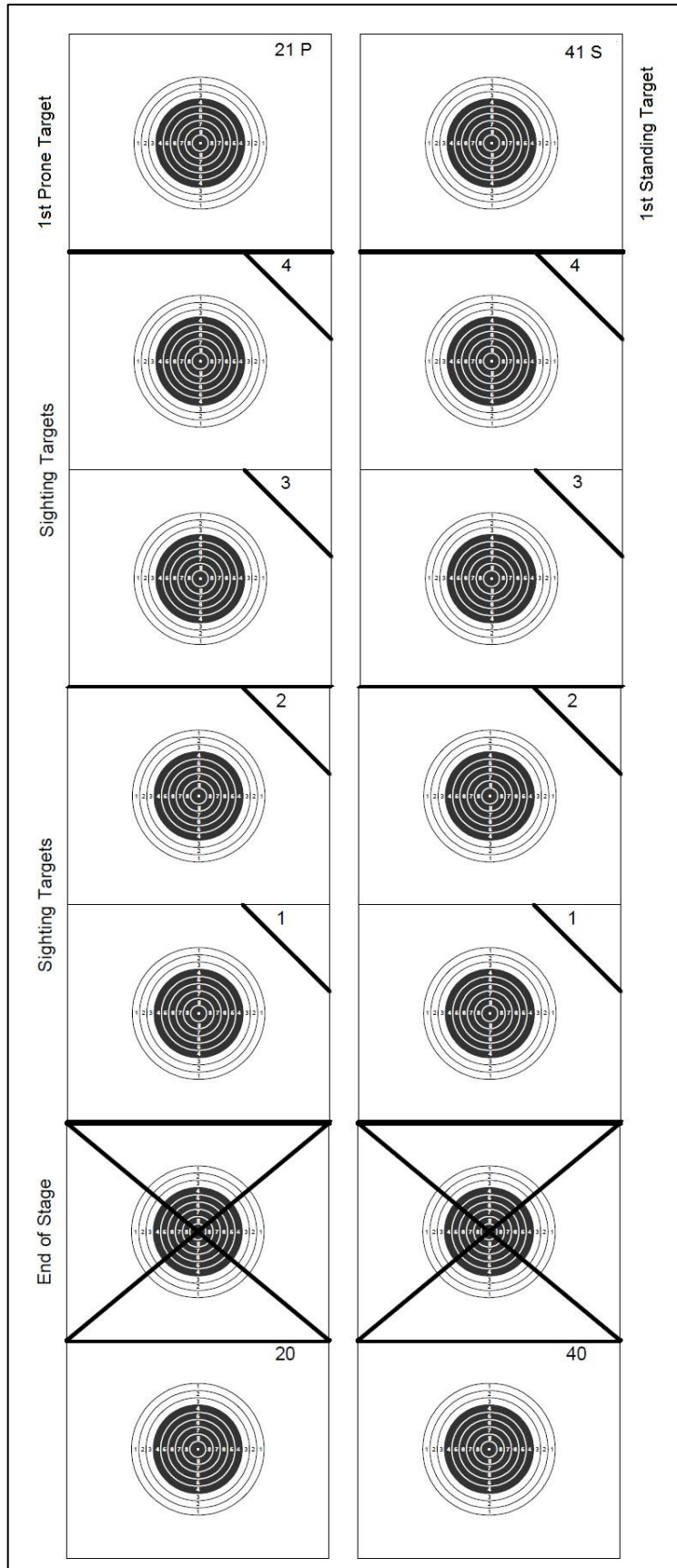


Figure 7 - End / Beginning of Stage

SAARA

10.3.3 HANDLING OF TARGETS

When shooting on runners: The athlete is responsible for changing his own targets and must ensure that the targets are shot in the correct sequence. At the end of the match the athlete must make sure that the range officer / jury member receive all the targets in the correct sequence.

When shooting on multi-diagram targets: The athlete is responsible for securely applying the targets in the correct sequence and for the correct stage to the backing boards provided. All targets must be placed on the targets stands before the command "Call to the line" is given. At the end of each stage the range officer(s) shall remove the targets and ensure that they are delivered to the stats office on the backing boards as shot. The athletes may replace the targets with the new targets for the next stage only once all the previous are removed.

When shooting on single diagram target boxes: The athlete is responsible for loading the target roll into the target box and must ensure that the sequence of targets are correct and that the target change mechanism is working correctly. All targets must be loaded and the boxes ready before the command "Call to the line" is given. At the end of the match the range officer(s) shall remove the targets from the target boxes and ensure that they are delivered to the stats office.

11 COMPETITIONS

Recommendations: - The following are recommended for all club, provincial and national competitions:

- All disciplines and age groups offered by SAARA should be catered for.
- Team entries should be catered for at provincial and national competitions.

Note: All club, provincial, postal and national competitions are to be conducted according to these SAARA Air Rifle Rules and Regulations.

11.1 ENTRIES INTO COMPETITIONS

Entries into competitions will only be accepted if accompanied with proof of payment and channeled through the Provincial Management. Entrants will only be registered for a competition on proof of payment of ALL entry fees.

The Organising Committee reserves the right to reject any entries received after the final closing date for entries.

Any member (Provincial, individual, etc.) reducing the number of shooters after the Final Entry Form has been received by the Organising Committee is obligated to pay all applicable fees and costs according to the number of shooters and the number of function guests entered and other entries on the Final Entry Forms originally received by the organising committee.

If entries are received after the deadline, or delegations arrive without having submitted a final entry before the deadline, they should not be allowed to participate. A

SAARA

late entry may be accepted by the Organising Committee under the following restrictions:

- the final Program must not be changed;
- the late entries do not cause a problem with any other organisational matters;
- The entry fee for any entry accepted after the final entry deadline will be doubled for each shooter entered in each discipline which has to be paid to the organising committee by the member (Provincial, individual, etc.) who makes the late entry.

11.2 FIRST AID

A Doctor (or at least a person qualified in first aid treatment) must be available at the competition venue from the arrival day and during the competition period. They are expected to treat any athlete with a medical problem or an injury.

It is of vital importance that medical personnel have some sort of clearly visible identification, such as an arm band or coloured over-vest, when they carry out their work.

For the treatment of athletes and officials at the venue, there must be a first aid post which contains first aid equipment and supplies, stretchers and treatment tables. This area should be staffed by a Doctor, paramedics and nurses.

Communication with ambulance services for emergency evacuation must be established.

11.3 INTERNATIONAL COMPETITION

Only SAARA Members in good standing will be considered as team members for international competitions. Team members will be selected as per the Call for Entry of the international competition as well as according to the SAARA Team Selection Criteria (see par. TEAM SELECTION CRITERIA).

Within SAARA, only National Records may be set at an International Competition. National Records may only be set by SAARA Members in good standing.

11.4 SAARA NATIONAL CHAMPIONSHIPS

All and Only SAARA Members in good standing, who's membership is older than 45 days at the start of the SAARA National Championships may enter for a SAARA National Championship.

A SAARA National Championship is hosted once a year, normally during September.

Only National Records may be set at a SAARA National Championships. National Records may only be set by SAARA Members in good standing.

Where more than one SAARA Province is participating, provincial teams may be allowed.

No club teams are allowed.

SAARA

SAARA Provincial Members in good standing may apply to host the SAARA National Championships. Such application which must be submitted to the SAARA Executive Committee, approved by the SAARA Council and published on the official SAARA programme.

A Gala Dinner Function should be catered for as an awards ceremony.

11.5 SAARA OPEN COMPETITIONS

SAARA Open Competitions may be hosted by any of the SAARA Provincial Members in good standing. Such an open competition will be open to all SAARA members in good standing, non-members interested in the sport of air rifle shooting as well as international participants.

Only National Records and Provincial Records for the hosting province may be set at a SAARA Open Competition. National Records may only be set by SAARA Members in good standing. Provincial Records for the hosting province may only be set by SAARA Members of the hosting province who are in good standing.

Where more than one SAARA Province is participating, provincial teams may be allowed.

No club teams are allowed.

SAARA Provincial Members in good standing may apply to host a SAARA Open Competition. Applications must be approved by the SAARA Council and published on the official SAARA programme.

Provision must be made for an awards ceremony.

11.6 SAARA SPECIAL TRIALS

A SAARA Open Competition may be renamed to a SAARA Special Trial if that SAARA Open Competition is the last competition to be used for team selection as per the SAARA Team Selection Criteria.

A Gala Dinner Function should be catered for as an awards ceremony and for the announcement of the team(s).

11.7 SAARA PROVINCIAL CHAMPIONSHIP

A SAARA Provincial Championship will only be open to all SAARA Members of that SAARA Province who are in good standing.

Only SAARA Provincial Records may be set at a SAARA Provincial Championship.

SAARA Provincial Records may only be set by SAARA Members in good standing.

Where more than one club is participating, club teams may be allowed.

11.8 SAARA PROVINCIAL COMPETITION

SAARA

A SAARA Provincial Competition may be hosted by any of the SAARA Club Members of that SAARA Province. Such a Provincial competition will be open to all SAARA members of that SAARA Province who are in good standing as well as non-members interested in the sport of air rifle shooting.

Only SAARA Provincial Records may be set at a SAARA Provincial Competition. SAARA Provincial Records may only be set by SAARA Members in good standing.

Where more than one club is participating, club teams may be allowed.

11.9 DISTRICT OPEN COMPETITION

A SAARA District Open Competition may be hosted by any of the SAARA District Members within a SAARA Province. Such a SAARA District Open competition will be open to all members of the Club who are in good standing as well as non-members interested in the sport of air rifle shooting.

Only District Records may be set at a District Open Competition. Club records may only be set by club members.

11.10 DISTRICT COMPETITION.

A SAARA District Competition may be hosted by any of the SAARA District Members within a SAARA Province. Such a District competition will only be open to all members of the Club who are in good standing.

Only Club Records may be set at a Club Competition. Club records may only be set by club members.

11.11 CLUB OPEN COMPETITION

A SAARA Club Open Competition may be hosted by any of the SAARA Club Members within a SAARA Province. Such a SAARA Club Open competition will be open to all members of the Club who are in good standing as well as non-members interested in the sport of air rifle shooting.

Only Club Records may be set at a Club Open Competition. Club records may only be set by club members.

Where more than one club is participating, club teams may be allowed.

11.12 CLUB COMPETITION

A SAARA Club Competition may be hosted by any of the SAARA Club Members within a SAARA Province. Such a Club competition will only be open to all members of the Club who are in good standing.

Only Club Records may be set at a Club Competition. Club records may only be set by club members.

No team entries are allowed.

11.13 POSTAL COMPETITIONS

SAARA

A SAARA Province may decide to host a postal competition. Such a postal competition may be organised between two or more SAARA Provinces. SAARA National may also organise postal competitions with international shooting associations.

12 RANKING

The purpose with the SAARA ranking system is to:

- Encourage shooters of all disciplines to participate at SAARA Open competitions on a regular basis.
- let shooters see how they compare with other competitors
- let shooters set their goals

The Ranking is done per discipline, regardless of age group, and is determined as follow:

1. Use up to the best three (3) results of a competitor out of the all SAARA Open competitions shot over a 12 month period ending in the month of the last competition, which may include a SAARA National Championship and includes international competitions within the same period, and add it together.
2. The descending order on the totals, and NOT average score, as determined in point 1 above, determines the ranking – the highest total ranks as 1.

The more often a shooter participates, the higher a shooter may end up on the ranking.

The Ranking for each discipline must be published on the SAARA Web Page, www.saara.org.za

13 SAARA MATRIX OF RESULTS

The SAARA Matrix shows all results over the last 12 months of the SAARA members in all the disciplines offered by SAARA. Results from the following competitions are published on the Matrix:

- SAARA Open Competitions
- SAARA National Championship
- SAARA Sanctioned International competitions

The SAARA Matrix of results for each discipline must be published on the SAARA Web Page, www.saara.org.za .

14 AWARDS FOR 1ST, 2ND OR 3RD POSITIONS

Awards (medals / trophies / certificates) are to be made to the first 3 participants in all disciplines and age groups participating in SAARA National Championships or SAARA Open Competitions.

Team awards are to be made regardless of the number of team entries or the scores obtained.

SAARA

15 MINIMUM QUALIFYING SCORES (MQS)

Only SAARA Members in good standing may be considered for the award of colours.

The table of SAARA MQS scores may be revised from time to time and is available on the SAARA Website at – [Rules and Governance](#)

15.1 PROVINCIAL COLOURS

Each Province will apply its own criteria regarding mandatory and number of competitions for selection of teams and/or awarding of provincial colours. It is a requirement that the above Provincial MQS be complied with before colours may be awarded to any member.

15.2 SAARA ASSOCIATION COLOURS

SAARA Association colours will be awarded to any member who has been selected as a team member for an international tour; provided that the above MQS in the age group of the international tour has been obtained in ALL THREE of the competitions considered for team selection (see 16 TEAM SELECTION CRITERIA) and must participate in the applicable international competition.

SAARA Association colours will be awarded annually at the SAARA National Championships. To be awarded with association colours the SAARA MQS must be obtained at the SAARA National Championship as well as at any one other SAARA Open Competition since the previous SAARA National Championship. The SAARA Executive Committee reserves the right to limit the number of colours awarded at the SAARA National Championship.

15.3 CONFEDERATION (SASSCO) COLOURS

SAARA may apply for the award of Confederation colours for international development teams provided that the above MQS in the age group of the international tour has been obtained in ALL THREE of the competitions considered for team selection (see Team Selection Criteria) and must participate in the applicable international competition.

Any application for National Confederation (SASSCo) Colours is subject to the approval of the SAARA Executive Committee and SASSCo.

15.4 APPLICATION FOR SA NATIONAL (PROTEA) COLOURS

For any member to be considered for S.A. National (Protea) Colours, such member must have been selected as a team member for an international tour as per the SAARA Team Selection Criteria; and must have obtained the above National MQS in ALL THREE of the competitions considered for team selection (see Team Selection Criteria); and must participate in the applicable international competition.

Any application for S.A. National (Protea) Colours is subject to the approval of the SAARA Executive Committee, SASSCo and SASCO.

SAARA

16 TEAM SELECTION CRITERIA

Only SAARA Members in good standing may be considered for team selection.

Any member to be selected for a team for international participation shall comply with the selection criteria as set out below. For the application / award of any colours the member must have obtained the applicable MQS, as per paragraph 15 MINIMUM QUALIFYING SCORES (MQS)

Scores from the following competitions will be considered for team selection:

- the most recent SAARA National Championship,
- the Special Trials arranged for final team selection,
- the SAARA Provincial Open competitions for the 12 month period up to and including the above mentioned Special Trials and
- any SAARA sanctioned international tour that took place in the 12 month period up to and including the above mentioned Special Trials.

Any member with a DQ against him / her in any of the above matches will not be considered for team selection.

The total of three (3) of the Scores obtained during the above competitions will be used as follow:

1. The Best score obtained in the most recent SAARA National Championship OR Special trials. It is compulsory to attend the Special Trials and at least one score of these two matches will be used during the selection process.
2. Plus the highest two (2) scores obtained from the remaining competitions. This may include the score obtained at the most recent SAARA National Championship or Special trials (which ever one is not used as per point 1 above).

The number of team members will be selected in accordance with the International invitation received and may be limited.

The highest scoring available members, as per 1 and 2 above will be selected. In the case of a tie the most recent scores will be used, working backwards until the tie is broken.


In special circumstances the Executive Committee may apply discretion during the selection process and report back at the next council meeting.

Note: Team Management for tours must be appointed at least 6 weeks prior to an association tour and 2 months prior to a Protea Team Tour.

17 FORMS

The following forms are required to be available


SAARA


	<h2>PROTEST FORM</h2>	P Page 1
Protest information (To be completed by athlete or official)		
Event:		
Protest to Jury		
Date _____ and time _____ of action being protested		
Action or decision being protested (describe in writing):		

SAARA

	<h1 style="margin: 0;">RANGE INCIDENT REGISTER</h1>				<h1 style="margin: 0;">IR</h1>
Range:		Relay:	Date:	Start Time:	
Time:	Lane	Athlete:	Description of incident		Action:
1					
2					
3					
4					
5					
6					
7					
8					
9					
10					
11					
12					
13					
14					
15					
16					
17					
Range Officer:		Jury Member			
Name	Signature	Name	Signature		

NOTE: When completed by the Range Officer and Jury, a copy of this form must be sent to the Range (EST) Control Room immediately

		EQUIPMENT CONTROL CARD		EQ
Date:		Name		
		SAARA No.		
Discipline	Precision	Sporter	Springer	
Rifle Manufacturer				
Serial No				
Model				
Weight				
Trigger Weight				
Dimensions				
Sights				
External Weights				
Butt Plate				
Sling				
Glove(s)				
Blinder: on sight				
Blinder: h/band front				
Blinder: h/band side				
Shooting Mat				
Jacket				
Trousers				
Shoes				
Kneeling Roll				
Special Comments (if any)				
Signatures:				
	Examiner	Shooter		
Precision				
Sporter				
Springer				

		EQUIPMENT CONTROL CARD		EQ
Date:		Name		
		SAARA No.		
Discipline	Precision	Sporter	Springer	
Rifle Manufacturer				
Serial No				
Model				
Weight				
Trigger Weight				
Dimensions				
Sights				
External Weights				
Butt Plate				
Sling				
Glove(s)				
Blinder: on sight				
Blinder: h/band front				
Blinder: h/band side				
Shooting Mat				
Jacket				
Trousers				
Shoes				
Kneeling Roll				
Special Comments (if any)				
Signatures:				
	Examiner	Shooter		
Precision				
Sporter				
Springer				

SAARA

RANGE INSPECTION REPORT

A Range Inspection Report MUST be completed for each one of the ranges used during the competition.

This report must be completed by the Chief Range Officer and the Technical Officer.

Competition Name:	
Location:	
Date:	
Range:	

	Distance between Target Line and Firing Line – left end of range	m
	Distance between Target Line and Firing Line – right end of range	m
	What is the width of the lanes?	m
	Are the lanes perpendicular to the Target Line?	Yes / No
	Target frames	
	Height of Kneeling position – middle of target(s)	m
	Height of Prone position – middle of target(s)	m
	Height of Standing position – middle of target(s)	m
	Are the target frames sturdy?	Yes / No
	Are all target frames in the middle of the lanes?	Yes / No
	Range clock visible	Yes / No
	Measure the light on the targets	Lux
	Measure the light at the firing line	Lux
	Is the background on the target line of a light and uniform colour?	Yes / No
	Are there chairs available at each lane?	Yes / No
	Is there a table available for the chief range officer?	Yes / No
	Is there a chair available for the chief range officer?	Yes / No
	Is there a PA-system in good working order available?	Yes / No
	Are the necessary competition forms available at the Chief Range Officer's table?	Yes / No
	<ul style="list-style-type: none"> • Protest Form – P • Range Incident Register – IR 	


Checked By:

Chief Range Officer:	
Range Technical Officer:	
Date:	

Approved By:

Rifle range Jury	
SAARA Technical Officer:	
Date:	

SAARA

	REQUEST FOR USE OF EQUIPMENT	USE
This request will not be considered without recommendation from the applicable SAARA Provincial Council.		
Equipment Requested:		
Date:	Name:	SAARA Nr:
Province:	Position:	Club:
Motivation:		
SAARA Provincial Committee Recommendation <small>(to be completed by a member of the SAARA Provincial Committee)</small>		
Reason Notes		
Recommendation:		Date:
Signature	Signature	Signature
SAARA Executive Committee Decision <small>(to be completed by a member of the SAARA Executive Committee)</small>		
-Date:	Accepted:	Declined:
Reason / Notes:		
Equipment Approved:		
Serial No:		
Date when equipment must be returned to the SAARA Executive Committee:		
Signature - SAARA Executive Committee:		
Signature	Signature	Signature